

Format of holding of specified securities

Annexure - I

- 1 Name of Listed Entity : OCTAL CREDIT CAPITAL LTD.
- 2 Scrip Code/Name of Scrip/Class of Security :
- 3 Share Holding Pattern Filed under: Reg. 31(1) (b) : Quarter Ended 30/09/2016
- 4 Declaration:

	Particulars	Yes	No
1	Whether the Listed Entity has issued any partly paid up shares		No
2	Whether the Listed Entity has issued any Convertible Securities or Warrants?		No
3	Whether the Listed Entity has any shares against which depository receipt are issued?		No
4	Whether the Listed Entity has any shares in locked-in?		No
5	Whether any shares held by promoters are pledge or otherwise encumbered?		No

- 5 The tabular format for disclosure of holding of specified securities is as follows:-

For Octal Credit Capital Ltd

Payal Bhunia
COMPANY SECRETARY



Table I - Summary Statement holding of specified securities

Category (I)	Category of shareholder (II)	Nos. of shareholders (III)	No. of fully paid-up equity shares held (IV)	No. of partly paid-up equity shares held (V)	No. of shares underlying Depository Receipt (VI)	Total nos. shares held (VII) = (IV)+(V)+(VI)	Shareholding as a % of total no. of shares (calculated as per SCRR, 1957) (VIII) As a % of (A+B+C2)	Number of Voting Rights held in each class of securities (IX)			No. of Shares Underlying convertible securities (Including Warrants) (X)	Shareholding as a % assuming full conversion of convertible securities (as a percentage of diluted share capital) (XI)=(VII)+(X) as a % of (A+B+C)	Number of Locked in shares (XII)		Number of Shares pledged or otherwise encumbered (XIII)		Number of equity shares held in dematerialized form (XIV)	
								No. of Voting Rights					Total as a % of (A+B+C)	No. (a)	As a % of total Shares held (b)	No. (a)		As a % of total Shares held (b)
								Class eg: x	Class eg: y	Total								
(A)	Promoter & Promoter Group	30	1327100	0	0	1327100	26.537	1327100	0	1327100	26.537	0	26.537	0	0.000	0	0.000	917100
(B)	Public	890	3673800	0	0	3673800	73.463	3673800	0	3673800	73.463	0	73.463	0	0.000	0	0.000	2373665
(C)	Non Promoter - Non Public																	
(C1)	Shares underlying DRs																	
(C2)	Shares held by Employee Trusts																	
	TOTAL	920	5000900	0	0	5000900	100.000	5000900	0	5000900	100.000	0	100.000	0	0.000	0	0.000	3290765



Table II - Statement showing shareholding pattern of the Promoter and Promoter Group

	Category & Name of shareholders (I)	PAN (II)	Nos. of shareholders (III)	No. of fully paid-up equity shares held (IV)	No. of partly paid-up equity shares held (V)	Nos. of shares underlying Depository Receipt (VI)	Total nos. shares held (VII) = (IV)+(V)+(VI)	Shareholding % calculated as per SCRR, 1957 As a % of (A+B+C2) (VIII)	Number of Voting Rights held in each class of securities (IX)			No. of Shares Underlying Outstanding convertible securities (Including Warrants) (X)	Shareholding as a % assuming full conversion of convertible securities (as a percentage of diluted share capital) (XI)= (VII)+(X) as a %	Number of Locked in shares (XII)		Number of Shares pledged or otherwise encumbered (XIII)		Number of equity shares held in dematerialized form (XIV)	
									No. of Voting Rights					Total as a % of Total Voting rights	No. (a)	As a % of total Shares held (b)	No. (a)		As a % of total Shares held (b)
									Class x	Class y	Total								
(1)	Indian		0	0	0	0	0	0.000	0	0	0	0.000	0	0.000	0	0.000	0	0	
(a)	Individuals/Hindu undivided Family		23	352300	0	0	352300	7.045	352300	0	352300	7.045	0	7.045	0	0.000	0	0.000	152300
	AMRAW DEVI JAIN	ACKPJ7137R	0	30000	0	0	30000	0.600	30000	0	30000	0.600	0	0.600	0	0.000	0	0.000	0
	ARUNA PATNI	ACQPJ9947B	0	20000	0	0	20000	0.400	20000	0	20000	0.400	0	0.400	0	0.000	0	0.000	20000
	BABULAL SARAOGI	ALBPS0869H	0	10000	0	0	10000	0.200	10000	0	10000	0.200	0	0.200	0	0.000	0	0.000	0
	BASANT JAIN	ACEPJ0817A	0	5000	0	0	5000	0.100	5000	0	5000	0.100	0	0.100	0	0.000	0	0.000	0
	BIMAL KUMAR PATNI	ACSPJ6535F	0	10000	0	0	10000	0.200	10000	0	10000	0.200	0	0.200	0	0.000	0	0.000	10000
	BIMALA DEVI JAIN	ACKPJ7135P	0	10000	0	0	10000	0.200	10000	0	10000	0.200	0	0.200	0	0.000	0	0.000	0
	BINOD KUMAR SINGHANIA	ALVPS6667B	0	5000	0	0	5000	0.100	5000	0	5000	0.100	0	0.100	0	0.000	0	0.000	0
	CHHAGNI DEVI PATNI	BPSPP6951D	0	10000	0	0	10000	0.200	10000	0	10000	0.200	0	0.200	0	0.000	0	0.000	10000
	DHANRAJ PATNI	AFVPP5412K	0	10000	0	0	10000	0.200	10000	0	10000	0.200	0	0.200	0	0.000	0	0.000	10000
	DILIP KUMAR PATNI	AFLPP8238B	0	16000	0	0	16000	0.320	16000	0	16000	0.320	0	0.320	0	0.000	0	0.000	16000
	KAMAL NAYAN JAIN	ACTPJ4363L	0	11000	0	0	11000	0.220	11000	0	11000	0.220	0	0.220	0	0.000	0	0.000	11000
	KIRAN DEVI JAIN	AFAPJ9615D	0	20000	0	0	20000	0.400	20000	0	20000	0.400	0	0.400	0	0.000	0	0.000	0
	MAHENDRA KUMAR PATNI	AFRPP9114N	0	35300	0	0	35300	0.706	35300	0	35300	0.706	0	0.706	0	0.000	0	0.000	35300
	MEENA DEVI JAIN	ACKPJ7133M	0	10000	0	0	10000	0.200	10000	0	10000	0.200	0	0.200	0	0.000	0	0.000	0
	NEELAM JAIN	ACKPJ7136Q	0	10000	0	0	10000	0.200	10000	0	10000	0.200	0	0.200	0	0.000	0	0.000	0
	NISHA JAIN	AEDPJ4064Q	0	5000	0	0	5000	0.100	5000	0	5000	0.100	0	0.100	0	0.000	0	0.000	0
	PRADEEP BARJATYA	AEHPB1557N	0	5000	0	0	5000	0.100	5000	0	5000	0.100	0	0.100	0	0.000	0	0.000	0
	PRAMOD KUMAR KOTHARI	AEXPK7030B	0	50000	0	0	50000	1.000	50000	0	50000	1.000	0	1.000	0	0.000	0	0.000	0
	SANDEEP JAIN (PATNI)	ACWPJ7070R	0	10000	0	0	10000	0.200	10000	0	10000	0.200	0	0.200	0	0.000	0	0.000	10000
	SHANTI KUMAR PATNI	AFKPP2172B	0	10000	0	0	10000	0.200	10000	0	10000	0.200	0	0.200	0	0.000	0	0.000	10000
	SHREE CHAND SARAOGI	AJUPS9436P	0	40000	0	0	40000	0.800	40000	0	40000	0.800	0	0.800	0	0.000	0	0.000	0
	SUNITA DEVI PATNI	AKAPP6915F	0	10000	0	0	10000	0.200	10000	0	10000	0.200	0	0.200	0	0.000	0	0.000	10000
	VIJAY KUMAR PATNI	ACVPJ6512D	0	10000	0	0	10000	0.200	10000	0	10000	0.200	0	0.200	0	0.000	0	0.000	10000
(b)	Central Government/State Government(s)		0	0	0	0	0	0.000	0	0	0	0.000	0	0.000	0	0.000	0	0.000	0
(c)	Financial Institutions/Banks		0	0	0	0	0	0.000	0	0	0	0.000	0	0.000	0	0.000	0	0.000	0
(d)	Any Other		0	0	0	0	0	0.000	0	0	0	0.000	0	0.000	0	0.000	0	0.000	0
	Bodies Corporate		7	974800	0	0	974800	19.492	974800	0	974800	19.492	0	19.492	0	0.000	0	0.000	764800
	ASHIKA FINANCIAL SERVICES PVT. LTD.	AACCA1721D	0	70000	0	0	70000	1.400	70000	0	70000	1.400	0	1.400	0	0.000	0	0.000	0




Table II - Statement showing shareholding pattern of the Promoter and Promoter Group

	Category & Name of shareholders (I)	PAN (II)	Nos. of shareholders (III)	No. of fully paid-up equity shares held (IV)	No. of partly paid-up equity shares held (V)	Nos. of shares underlying Depository Receipt (VI)	Total nos. shares held (VII) = (IV)+(V)+(VI)	Shareholding % calculated as per SCRR, 1957 As a % of (A+B+C2) (VIII)	Number of Voting Rights held in each class of securities (IX)			No. of Shares Underlying Outstanding convertible securities (Including Warrants) (X)	Shareholding as a % assuming full conversion of convertible securities (as a percentage of diluted share capital) (XI) = (VII)+(X) as a % of	Number of Locked in shares (XII)		Number of Shares pledged or otherwise encumbered (XIII)		Number of equity shares held in dematerialized form (XIV)	
									No. of Voting Rights					Total as a % of Total Voting rights	No. (a)	As a % of total Shares held (b)	No. (a)		As a % of total Shares held (b)
									Class x	Class y	Total								
	DEE DEE VANIJYA PVT. LTD.	AAACD9387Q	0	50000	0	0	50000	1.000	50000	0	50000	1.000	0	1.000	0	0.000	0	0.000	0
	G. G. RESOURCES PVT. LTD.	AABCG0074E	0	10000	0	0	10000	0.200	10000	0	10000	0.200	0	0.200	0	0.000	0	0.000	10000
	HANUMAN EXPORTS & RESOURCES PVT. LTD.	AAACH7012E	0	20000	0	0	20000	0.400	20000	0	20000	0.400	0	0.400	0	0.000	0	0.000	0
	MARSHALL COMMODITIES PVT. LTD.	AACCM2621E	0	20000	0	0	20000	0.400	20000	0	20000	0.400	0	0.400	0	0.000	0	0.000	0
	NAVILAN SALES PROMOTION PVT. LTD.	AABCB0184A	0	50000	0	0	50000	1.000	50000	0	50000	1.000	0	1.000	0	0.000	0	0.000	0
	PATNI RESOURCES PVT. LTD.	AABCP4943R	0	754800	0	0	754800	15.093	754800	0	754800	15.093	0	15.093	0	0.000	0	0.000	754800
	Trusts		0	0	0	0	0	0.000	0	0	0	0.000	0	0.000	0	0.000	0	0.000	0
	Clearing Members		0	0	0	0	0	0.000	0	0	0	0.000	0	0.000	0	0.000	0	0.000	0
	Sub-Total (A)(1)		30	1327100	0	0	1327100	26.537	1327100	0	1327100	26.537	0	26.537	0	0.000	0	0.000	917100
(2)	Foreign		0	0	0	0	0	0.000	0	0	0	0.000	0	0.000	0	0.000	0	0.000	0
(a)	Individuals (Non-Resident Individuals/Foreign Individuals)		0	0	0	0	0	0.000	0	0	0	0.000	0	0.000	0	0.000	0	0.000	0
(b)	Government		0	0	0	0	0	0.000	0	0	0	0.000	0	0.000	0	0.000	0	0.000	0
(c)	Institutions		0	0	0	0	0	0.000	0	0	0	0.000	0	0.000	0	0.000	0	0.000	0
(d)	Foreign Portfolio Investor		0	0	0	0	0	0.000	0	0	0	0.000	0	0.000	0	0.000	0	0.000	0
(e)	Any Other		0	0	0	0	0	0.000	0	0	0	0.000	0	0.000	0	0.000	0	0.000	0
	OCBs		0	0	0	0	0	0.000	0	0	0	0.000	0	0.000	0	0.000	0	0.000	0
	Sub-Total (A)(2)		0	0	0	0	0	0.000	0	0	0	0.000	0	0.000	0	0.000	0	0.000	0
	Total Shareholding of Promoter and Promoter Group (A)=(A)(1)+(A)(2)		30	1327100	0	0	1327100	26.537	1327100	0	1327100	26.537	0	26.537	0	0.000	0	0.000	917100



Table III - Statement showing shareholding pattern of the Public shareholder

Category & Name of shareholders (i)	PAN (ii)	Nos. of shareholders (iii)	No. of fully paid up equity shares held (iv)	No. of partly paid-up equity shares held (v)	Nos. of shares underlying Depository Receipt (vi)	Total nos. shares held (vii) = (iv)+(v)+(vi)	Shareholding 9% calculated as per SCRR, 1957 As a % of (A+B+C2) (viii)	Number of Voting Rights held in each class of securities (ix)			No. of Shares Underlying convertible securities (including Warrants) (x)	Shareholding as a % assuming full conversion of convertible securities (as a percentage of diluted share capital) (xi) = (x)/(A+B+C)	Number of Locked in shares (xii)		Number of Shares pledged or otherwise (b)		Number of equity shares held in dematerialized form (xiv)
								Class x	Class y	Total			No. (a)	As a % of total Shares held (b)	No. (a)	As a % of total Shares held (b)	
(1) Institutions		0	0	0	0	0	0.000	0	0	0.000	0	0.000	0	0.000	0	0	0
(a) Mutual Funds		0	0	0	0	0	0.000	0	0	0.000	0	0.000	0	0.000	0	0	0
(b) Venture Capital Funds		0	0	0	0	0	0.000	0	0	0.000	0	0.000	0	0.000	0	0	0
(c) Alternate Investment Funds		0	0	0	0	0	0.000	0	0	0.000	0	0.000	0	0.000	0	0	0
(d) Foreign Venture Capital Investors		0	0	0	0	0	0.000	0	0	0.000	0	0.000	0	0.000	0	0	0
(e) Foreign Portfolio Investors		0	0	0	0	0	0.000	0	0	0.000	0	0.000	0	0.000	0	0	0
(f) Financial Institutions/Banks		1	337500	0	0	337500	6.749	0	337500	6.749	0	0.000	0	0.000	0	0	0
ORIENTAL BANK OF COMMERCE		0	337500	0	0	337500	6.749	0	337500	6.749	0	0.000	0	0.000	0	0	0
(g) Insurance Companies		0	0	0	0	0	0.000	0	0	0.000	0	0.000	0	0.000	0	0	0
(h) Provident Funds/Pension Funds		0	0	0	0	0	0.000	0	0	0.000	0	0.000	0	0.000	0	0	0
(i) Any Other		0	0	0	0	0	0.000	0	0	0.000	0	0.000	0	0.000	0	0	0
Foreign Institutional Investors		0	0	0	0	0	0.000	0	0	0.000	0	0.000	0	0.000	0	0	0
QFI - Corporate		0	0	0	0	0	0.000	0	0	0.000	0	0.000	0	0.000	0	0	0
Sub-Total (B)(1)		1	337500	0	0	337500	6.749	0	337500	6.749	0	0.000	0	0.000	0	0	0
(2) Central Government/State Government(s)/President of India		0	0	0	0	0	0.000	0	0	0.000	0	0.000	0	0.000	0	0	0
Sub-Total (B)(2)		0	0	0	0	0	0.000	0	0	0.000	0	0.000	0	0.000	0	0	0
(3) Non-Institutions		0	0	0	0	0	0.000	0	0	0.000	0	0.000	0	0.000	0	0	0
(a) Individuals		0	0	0	0	0	0.000	0	0	0.000	0	0.000	0	0.000	0	0	0
i) Individual shareholders holding nominal share capital up to Rs.2 Lakhs.		837	780045	0	0	780045	15.598	0	780045	15.598	0	0.000	0	0.000	0	562710	0
ii) Individual shareholders holding nominal share capital in excess of Rs.2 Lakhs.		11	412600	0	0	412600	8.251	0	412600	8.251	0	0.000	0	0.000	0	288000	0
ASHOK JAIN	ACFPJ8518D	0	80000	0	0	80000	1.600	0	80000	1.600	0	0.000	0	0.000	0	0	0
NBFCs registered with RBI		0	0	0	0	0	0.000	0	0	0.000	0	0.000	0	0.000	0	0	0
(c) Employee Trusts		0	0	0	0	0	0.000	0	0	0.000	0	0.000	0	0.000	0	0	0

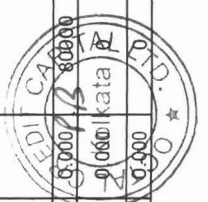


Table III - Statement showing shareholding pattern of the Public shareholder.

Category & Name of shareholders (I)	PAN (II)	Nos. of shareholders (III)	No. of fully paid up equity shares held (IV)	No. of partly paid-up equity shares held (V)	Nos. of shares underlying Depository Receipt (VI)	Total nos. shares held (VII) = (IV)+(V)+(VI)	Shareholding % calculated as per SCRR, 1957 As a % of (A+B+C2) (VIII)	Number of Voting Rights held in each class of securities (IX)			No. of Shares Underlying Outstanding convertible securities (Including Warrants) (X)	Shareholding as a % assuming full conversion of convertible securities (as a percentage of diluted share capital) (XI) = (VII)+(X) as a % of (A+B+C)	Number of Locked in shares (XII)		Number of Shares pledged or otherwise (XIII)		Number of equity shares held in dematerialized form (XIV)	
								No. of Voting Rights					Total as a % of Total Voting rights	No. (a)	As a % of total Shares held (b)	No. (a)		As a % of total Shares held (b)
								Class x	Class y	Total								
(d) Overseas Depositors (holding DRs)(balancing figure)		0	0	0	0	0	0.000	0	0	0	0.000	0	0.000	0	0.000	0	0.000	0
(e) Any Other		0	0	0	0	0	0.000	0	0	0	0.000	0	0.000	0	0.000	0	0.000	0
Bodies Corporate		39	2143615	0	0	2143615	42.865	2143615	0	2143615	42.865	0	42.865	0	0.000	0	0.000	1522915
DARKIN VINCOM PRIVATE LIMITED	AAACD8717G	0	203850	0	0	203850	4.076	203850	0	203850	4.076	0	4.076	0	0.000	0	0.000	203850
DEVON COMMODITIES PVT. LTD.		0	80000	0	0	80000	1.600	80000	0	80000	1.600	0	1.600	0	0.000	0	0.000	0
GEMUS AGENTS PRIVATE LIMITED	AABCG0195L	0	134350	0	0	134350	2.687	134350	0	134350	2.687	0	2.687	0	0.000	0	0.000	134350
JOYUS RESOURCES PVT. LTD.		0	90000	0	0	90000	1.800	90000	0	90000	1.800	0	1.800	0	0.000	0	0.000	0
KARAN JYOTI TRADERS PVT. LTD.		0	82000	0	0	82000	1.640	82000	0	82000	1.640	0	1.640	0	0.000	0	0.000	0
KUSUM INDUSTRIAL GASES LTD	AABCK4407B	0	100000	0	0	100000	2.000	100000	0	100000	2.000	0	2.000	0	0.000	0	0.000	100000
NEW VIEW CONSULTANTS PRIVATE LIMITED	AAACN8733G	0	229350	0	0	229350	4.586	229350	0	229350	4.586	0	4.586	0	0.000	0	0.000	229350
POORVA TREXIM PVT. LTD.		0	100000	0	0	100000	2.000	100000	0	100000	2.000	0	2.000	0	0.000	0	0.000	0
R.R.SYNTHETICS AND FINVEST PRIVATE LIMIT	AABCR3722Q	0	245000	0	0	245000	4.899	245000	0	245000	4.899	0	4.899	0	0.000	0	0.000	245000
RADICO KHAITAN FINANCE LIMITED	AABCR3652D	0	174300	0	0	174300	3.485	174300	0	174300	3.485	0	3.485	0	0.000	0	0.000	174300
VARDHAMAN TEXTILE CO. PVT. LTD.	AAACV9627M	0	159800	0	0	159800	3.195	159800	0	159800	3.195	0	3.195	0	0.000	0	0.000	159800
VIVEKSHIL DEALERS PVT. LTD.	AAACV9626L	0	162330	0	0	162330	3.246	162330	0	162330	3.246	0	3.246	0	0.000	0	0.000	162330
QFI - Individual		0	0	0	0	0	0.000	0	0	0	0.000	0	0.000	0	0.000	0	0.000	0
NRI / OCBs		0	0	0	0	0	0.000	0	0	0	0.000	0	0.000	0	0.000	0	0.000	0
Trusts		0	0	0	0	0	0.000	0	0	0	0.000	0	0.000	0	0.000	0	0.000	0
Clearing Memembers		2	40	0	0	40	0.001	40	0	40	0.001	0	0.001	0	0.000	0	0.000	40
Sub-Total (B)(3)		889	3336300	0	0	3336300	66.714	3336300	0	3336300	66.714	0	66.714	0	0.000	0	0.000	2373665
Total Public Shareholding (B)=(B)(1)+(B)(2)+(B)(3)		890	3673800	0	0	3673800	73.463	3673800	0	3673800	73.463	0	73.463	0	0.000	0	0.000	2373665

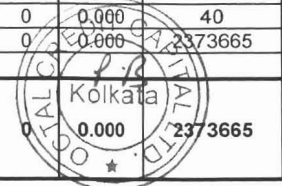


Table IV - Statement showing shareholding pattern of the Non Promoter - Non Public shareholder

	Category & Name of shareholders (I)	PAN (II)	Nos. of shareholders (III)	No. of fully paid-up equity shares held (IV)	No. of partly paid-up equity shares held (V)	Nos. of shares underlying Depository Receipt (VI)	Total nos. shares held (VII) = (IV)+(V)+(VI)	Shareholding % calculated as per SCRR, 1957 As a % of (A+B+C2) (VIII)	Number of Voting Rights held in each class of securities (IX)			No. of Shares Underlying Outstanding convertible securities (including Warrants) (X)	Shareholding as a % assuming full conversion of convertible securities (as a percentage of diluted share capital) (XI) = (VII)+(X) as a % of (A+B+C)	Number of Locked in shares (XII)		Number of Shares pledged or otherwise encumbered (XIII)		Number of equity shares held in dematerialized form (XIV)	
									No. of Voting Rights					Total as a % of Total Voting rights	No. (a)	As a % of total Shares held (b)	No. (a)		As a % of total Shares held (b)
									Class x	Class y	Total								
(1)	Custodian.DR Holder																		
(2)	Employee Benefit Trust (under SEBI (share based Employee Benefit) Regulations, 2014																		
	Total Non-Promoter - Non-Public Shareholding (C)=(C)(1)+(C)(2)																		

